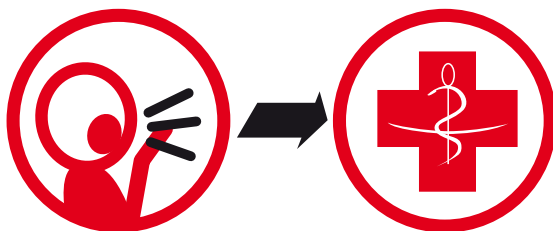




# DIPHOTERINE®



**PREVOR**

PRÉVOIR ET SAUVER

Laboratoire de Toxicologie & Maîtrise du Risque Chimique

[www.prevor.com](http://www.prevor.com)

# Instructions for Use: DAPD

## DAP / Diphoterine® Solution:

### Emergency rinsing solution for washing chemical splashes on the skin

You have purchased an autonomous portable shower (DAP) of Diphoterine® solution and we thank you for your confidence in our products.

## What is a DAP?

A DAP is an autonomous portable shower containing 5 liters of Diphoterine® solution. It is intended for washing large chemical splashes on the body (up to the entire body), within the minute.

## Installation and use of the DAP:

Thanks to the 5 liters of Diphoterine® solution it contains, the DAP must be used for washing cutaneous surfaces, within the first 60 seconds following the accident.

**Therefore the DAP must be placed near zones at risk for chemical splashes. It may also be transported by employees as they move from one place to another.**

## Recommended protocol for maximum efficacy:

The DAP is intended to be used for the first emergency decontamination of the entire body surface.

The efficacy of the DAP comes from the active properties of Diphoterine® solution.

During an accident, it is recommended to use the entire contents of the shower. The victim of the cutaneous splash must completely undress, in order not to increase the amount of time that the skin is in contact with the chemical.

### • General recommendations

The DAP must be used as the first solution and as the first response. A preliminary washing with water leads to a delay in the application, and because of this loss of time, the efficacy of Diphoterine® solution is reduced. If Diphoterine® solution is not available on the place of the splash, never delay washing. Failing that, use water.

Do not exceed the expiry date indicated on the packaging.

The DAP has a system which allows only a single use. This system is intended to ensure that the entire contents of the DAP are used in the case of a large chemical splash.

### • Scope of effectiveness and known limitations of Diphoterine® solution

Diphoterine® solution makes it possible to stop the penetration of the chemical and the development of all chemical injuries, except for splashes of hydrofluoric acid and its derivatives on which it has a reduced effect. In this case it is especially recommended to use

Hexafluorine® solution, a washing solution for splashes of both hydrofluoric acid and of fluorides in an acidic medium.

### • What to do if the injury has already developed, or if I intervene after 60 seconds?

After 60 seconds, and according to the type of chemical, the injury may have already developed. Washing, including on an injury that has already developed, will improve the implementation of secondary care. Diphoterine® solution also appears of interest in cases of delayed washing (after 60 seconds). In this case, we recommend continuing the initial washing performed with a DAP of Diphoterine® solution by a second washing of an ideal duration equal to 3 to 5 times the contact time.

### • Upkeep and Maintenance

The DAP does not require special storage. It is however advised not to expose the product to freezing temperatures, because the aqueous solution can freeze and thus may not be immediately usable. There is, however, no loss of effectiveness after Diphoterine® solution has thawed out. The ideal temperature at which it should be used lies between 15 and 35°C. The DAP must be replaced on or before the expiry date indicated on the label.

### • Toxicology

Diphoterine® solution is a non-irritating, non-allergenic and non-toxic solution.

